

How to log on to FarmWise Weekly Reporting (FarmWise Consultant)

1. If you haven't already go through the MINDA access help document found on <https://farmperformance.agrimetrics.co.nz/farm-reporting/help>, this is best done on farm as you need invite yourself from your farmer's MINDA account.
2. Use Google Chrome
3. The web page to go to is <http://reports.agrimetrics.co.nz>
4. First time that this page is opened you will have to agree to terms and conditions
5. Use your MINDA on the web user name and password
6. The page that you will see will be similar to:

Farm List

Farm Name ▲	Participant Code	Contact	Email	Last Report		
Blackden Trial Farm	GHXE	Farm 7			Farm View	Set Up
Fairwick Trial Farm	FCMA			17/03/2016	Farm View	Set Up
Freytown Trial Farm	IZWI				Farm View	Set Up

7. Click on set up and you will go to

Farm Detail - Marbleden Trial Farm

Farm Contact

Customer Name

Send report to

[Save Contact](#)

Report Questions

☒ Report Details

☒ Report week

☒ Stock Reconciliation

☒ Cows

☒ Cows on farm

☒ Cows off farm

☒ Dry cows

☒ Milking cows

☒ Cows on once a day

Reports

[Season To Date](#)

No reports to display.

You can personalise with the clients name, you can add an email address or multiple email addresses where completed reports need to be sent.

The default setting has **all** the question boxes ticked. If you do not require a topic or question, untick the appropriate box.

Save the changes at the bottom of the page.

8. Go back to farm list

9. Click on Farm View

Weekly Farm Report - Fairwick Trial Farm ▾

Report Details

Report week	17/03/2016	
-------------	------------	--

Stock Reconciliation

Cows

Cows on farm	295	
Cows being milked into vat	180	

Reports

		2016-03-17	
		2016-03-10	
		2016-03-03	
	Season To Date		

You should see only the questions that you have selected.

10. When reports have been saved, there are 2 forms PDF and CSV types. Both of these show the information for the week either as a spreadsheet or as a table. The farmer only has access to print off pdf report.

If you click on PDF you should have a report like

Farm Reporting - DEMO

2016-04-19

FarmWise[®]

Cows on farm - 352
Milking cows - 351

Production Per Cow Per Day - 0.01
Production Per Ha Per Day - 0.07
Total Kgs milk solids produced in week (YTD) - 90.0

Average pasture cover - 1400
Growth rate - 200
Grass Demand - 15.64
Round Length - 7.88

Report Details	
Report week	2016-02-17
Stock Reconciliation	
Cows	
Cows on farm	352
Dry cows	12

PDF reports generally cannot be altered but can be e-mailed to staff, accountant, bank manager, directors or shareholders and other interested parties
The CSV file will allow you to download as a spread sheet so further analysis can be done.




11. If you require to see more reports together click on season to date.

Season to Date

Start Date End Date

CSV Export

PDF Export

	2016-03-03	2016-03-10	2016-03-17	
Report Details				
Report week	2016-03-03	2016-03-10	2016-03-17	
Cows				
Cows on farm	550	550	550	
Cows being milked into vat	543	545	545	
Milk				
Kgs milk solids produced in week	4430	4478	4506	

12. This tool is being updated and further tables, information, graphs and calculations developed.
Already the executive summary has changed.

2016-04-18

Cows on farm - 295
Milking cows - 180

Production Per Cow Per Day - 1.11
Production Per Ha Per Day - 1.67
Total Kgs milk solids produced in week (YTD) - 41835.0

Average pasture cover - 1947
Growth rate - 38
Grass Demand - 34.86
Round Length - 32.08

Total Cows died in week (YTD) - 26.0
Total Cows sold in week (YTD) - 21.0

Milk Production YTD

